

# Research report

## Youth in Harghita county

Janury-August 2022

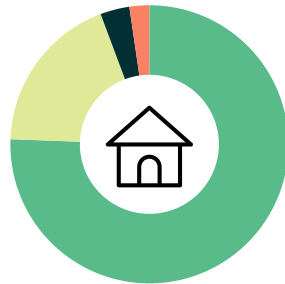
An online survey was conducted to map the needs of young people in the county, which served as a basis for the development of the Harghita County Youth Strategy.

**1063** Completed questionnaire

**By ethnicity** Romanian - 26,9%  
Hungarian - 73,1%

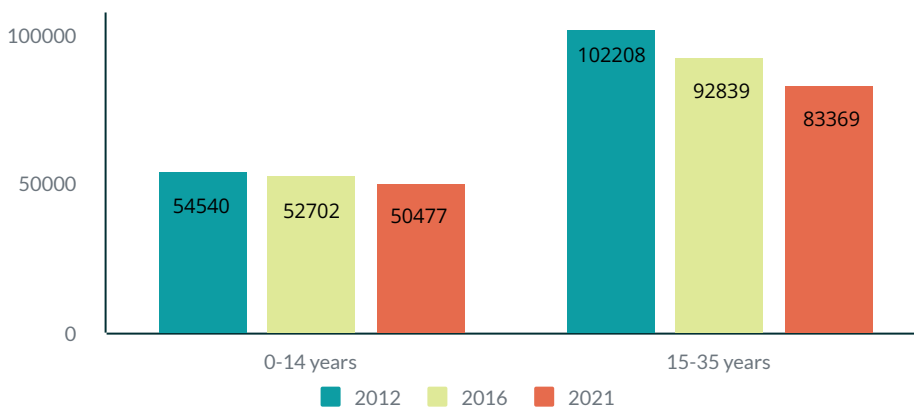
**Age groups** Under 18 years - 41,6%  
18-24 years - 37,2%  
25-35 years - 21,2%

### Housing

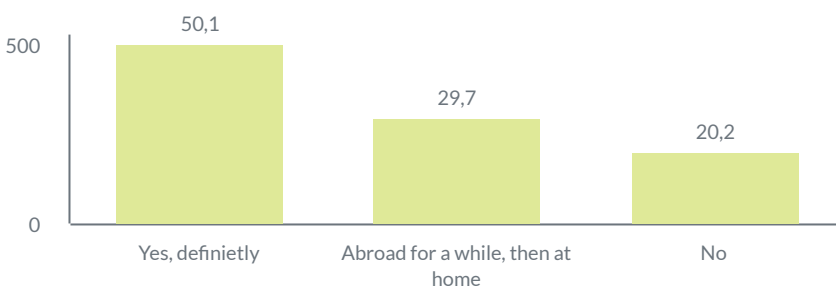


- With parents (75.6%)
- Spouse/partner (18.7%)
- Housemate/friend (3.4%)
- Alone (2.3%)

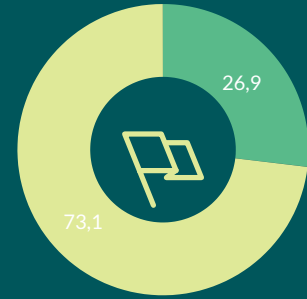
### Trends by the number of young people



### Do you see your future in Harghita county?



### Ethnicity



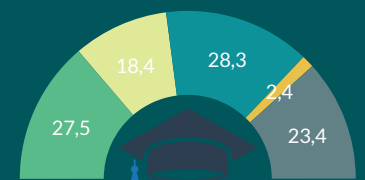
- Romanian (26.9%)
- Hungarian (73.1%)

### Regions



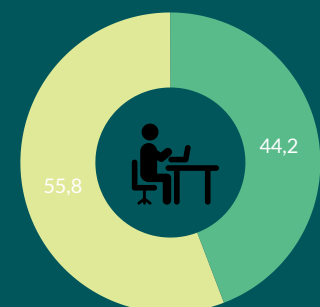
- Ciuc (38.8%)
- Odorhei (28.7%)
- Gherogeni (32.5%)

### Education



- Less than 10 classes (27.5%)
- Without baccalaureate exam (18.4%)
- Baccalaureat exam (28.3%)
- Post-secondary school (2.4%)
- Higher education (23.4%)

### Employment



- Working (44.2%)
- Not working (55.8%)

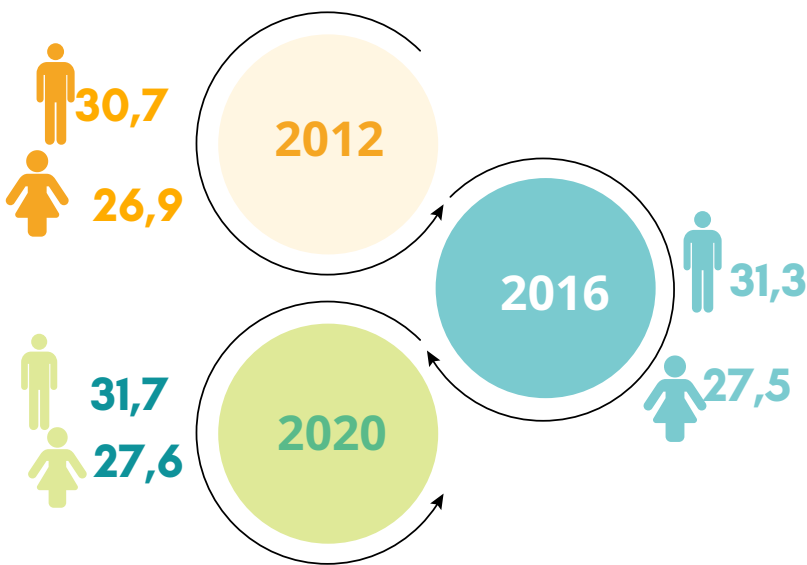


## Average age when having the first child

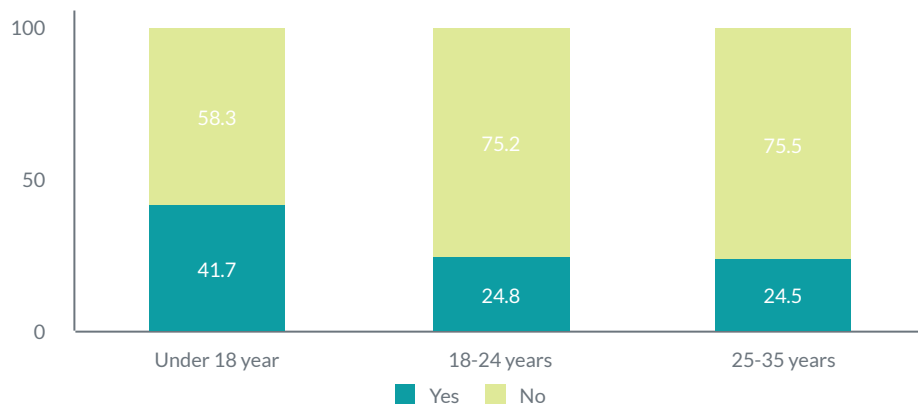
|                       | 2012 | 2016 | 2021 |
|-----------------------|------|------|------|
| <b>Hargita county</b> | 26.2 | 27.1 | 27.8 |
| <b>Urban</b>          | 27.7 | 28.6 | 29.3 |
| <b>Rural</b>          | 23.6 | 24.7 | 25.5 |



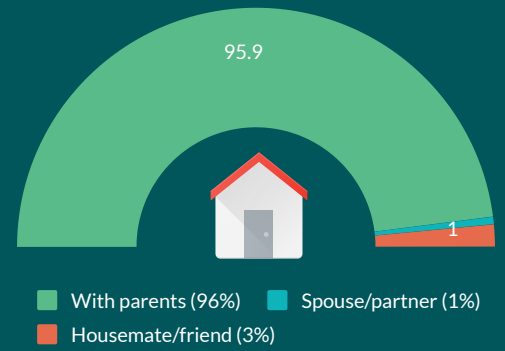
## Average age at first marriage



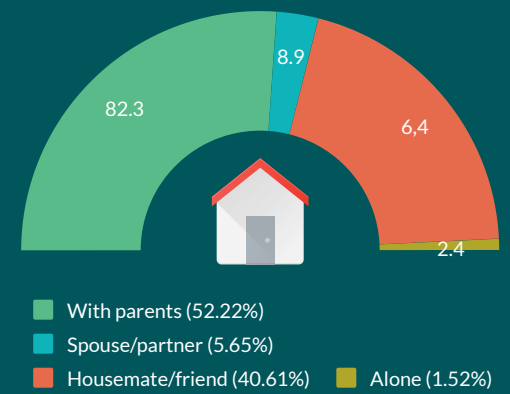
## Are there enough programmes where young people can get to know each other?



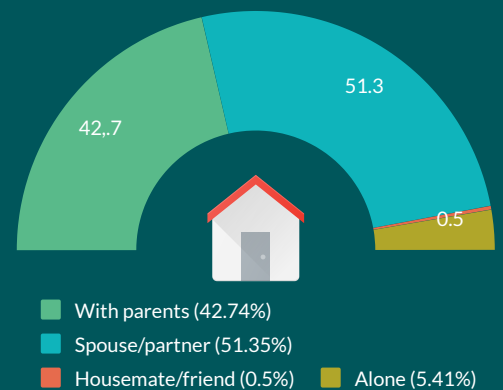
## Housing Youth under 18 years



## Housing Youth between 18-24 years




## Housing Youth between 25-35 years



# What support could be provided to encourage to start a family?

## Women



### Financial support

- Financial support for buying new home and/or land

### Starting a family

- Higher allowance for children
- More job opportunities
- New baby programme/ baby on the way

### Benefits

- Tax cuts
- Preferential loan scheme
- More housing opportunities for people with lower income

## Men



### Financial support

- Financial support for buying new home

### Employment

- Better job opportunities
- Higher wages

### Child support

- Higher allowance for children

VS

# Why should one start a family?

## 18-24 years



- Proximity to family, friends
- Environment, fresh air
- Culture, traditions, community
- Security
- Relatively good schools
- Opportunities for excursions

- Low salaries
- Few job opportunities
- The use of Romanian language
- Problems related to Roma
- Problems related to the carpathian brown bear
- Poor infrastructure

## 25-35 years



- Proximity to family, friends
- Environment, fresh air
- The importance of mother tongue usage

- Poor infrastructure
- Low salaries
- High house prices, housing problems
- Few nurseries, kindergartens
- Low allowance for children
- Problems related to Roma

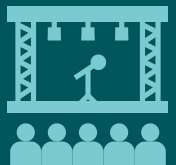
Positive

Negative

## Entertainment opportunities What do they need the most? Youth between 18-24 years



## Entertainment opportunities What do they need the most? Youth between 25-35 years



## Leisure activities



27%  
Household work

18%  
Sport



23%  
Learning

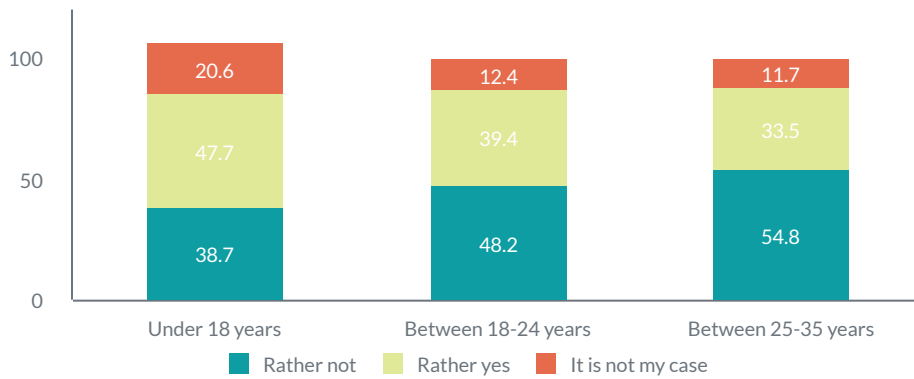


5%  
Travelling

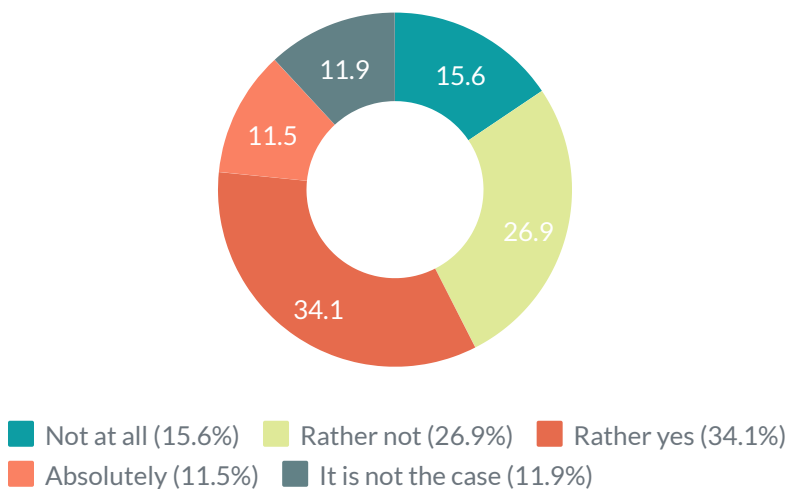


10%  
Get-togethers

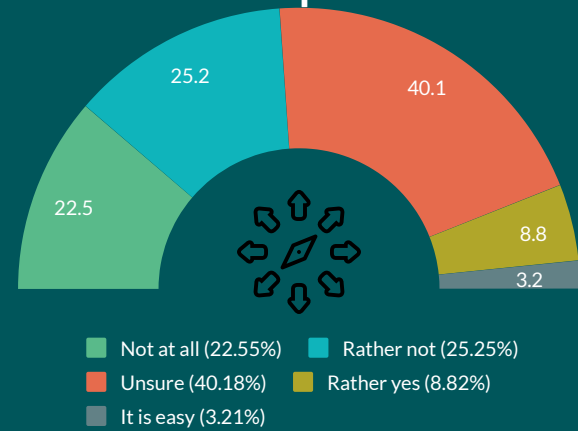
## Satisfaction with sports facilities



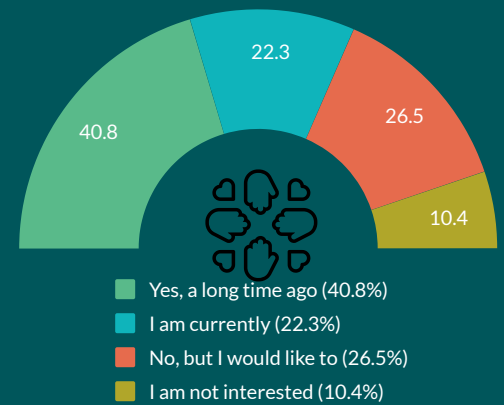
## Satisfaction with cultural programmes



## Career guidance How easy is it to choose a career-path?



## Have you volunteered before?



## Where have you volunteered?



64 %  
Youth organisation



9 %  
Sport organization



8 %  
Cultural organisation

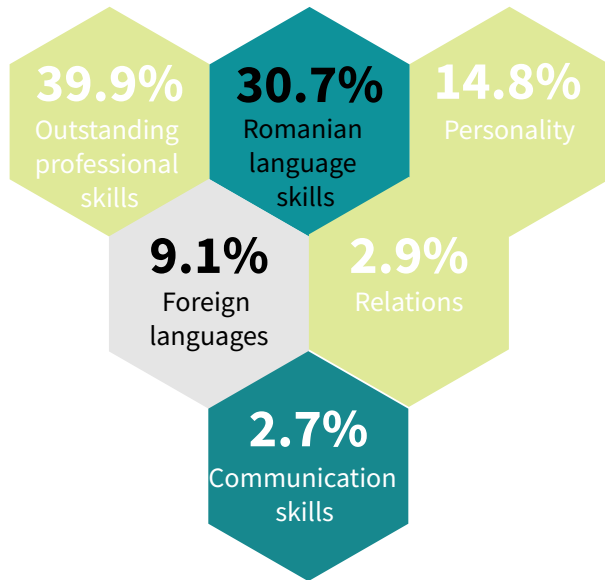


7 %  
Organisation working with children

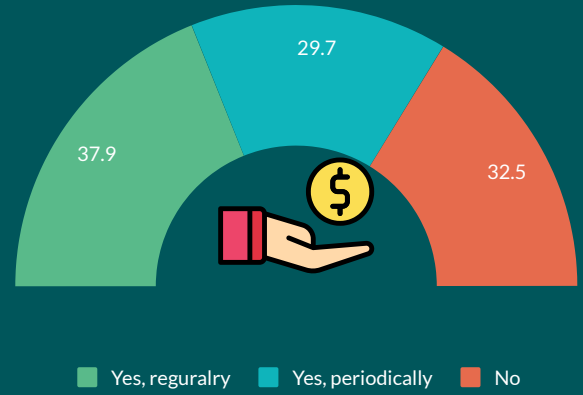


4 %  
Organisation working with the elderly

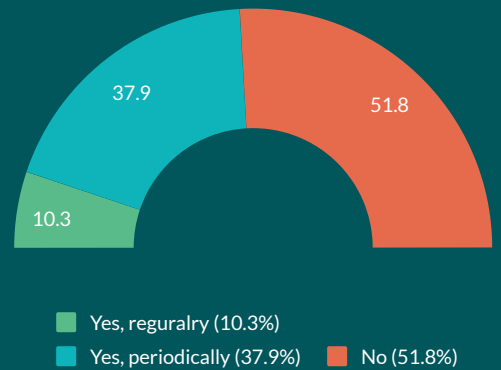
# What is needed for a good workplace?



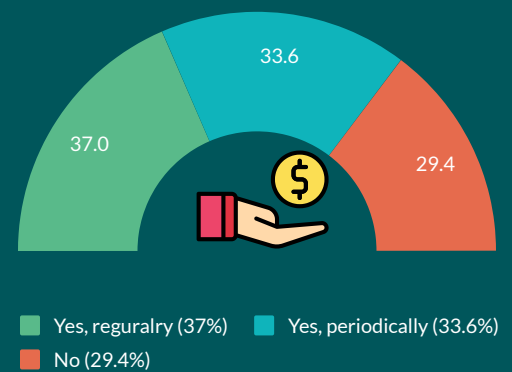
# Do you have your own income?



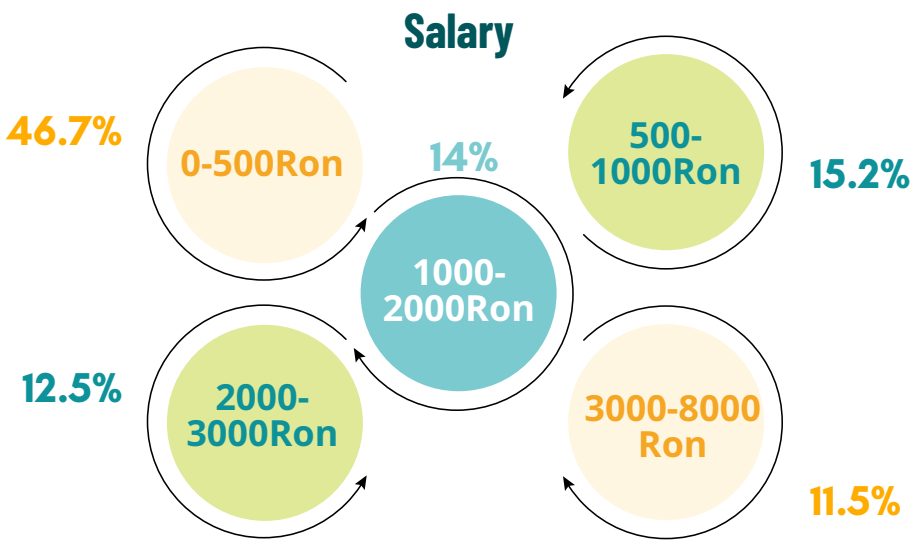
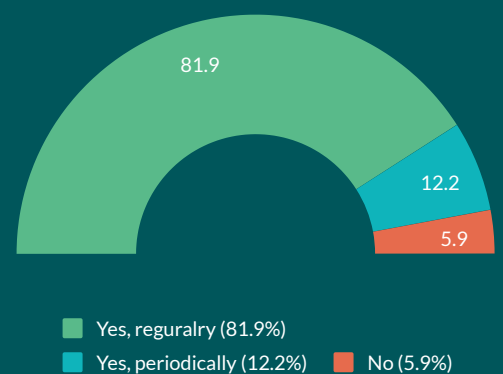
# Do you have your own income? Youth under 18 years



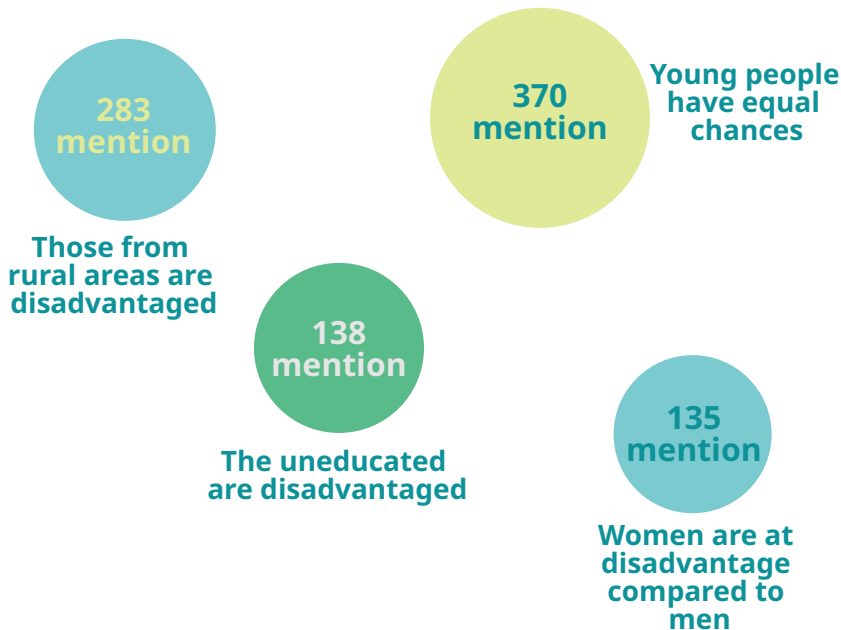
# Do you have your own income? Youth between 18 - 24 years



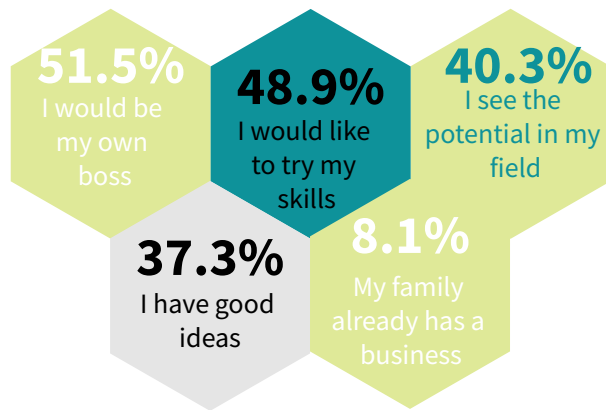
# Do you have your own income? Youth between 25 - 35 years



# Equal opportunities on the labour market



## What would encourage you to become an entrepreneur?



## In what field would you start a business?



## What help would you need to start a business?



**Financial support**  
53.4%



**Training**  
21.4%

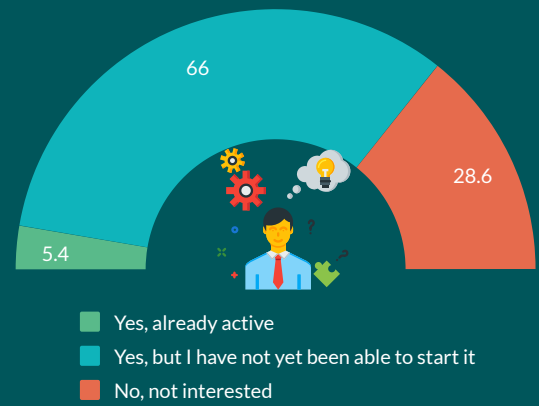


**Ideas**  
9.3%

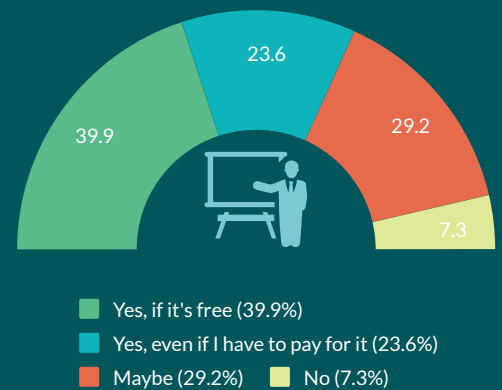


**Infrastructure**  
4.1%

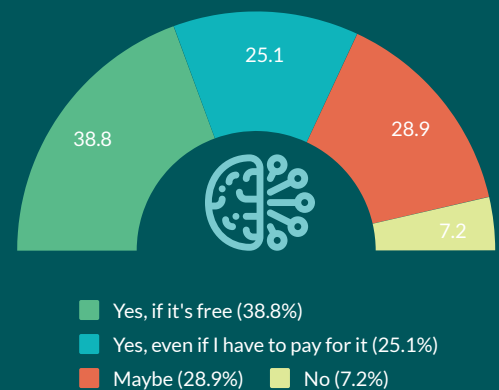
## Have you thought about starting your own business?



## Would you attend lectures on starting a business?



## Would you attend skills development lectures?



## Do you vote regularly?

